



# Duck

1



1. Make a half green and half gray sausage. Use toothpicks to join it to another pointed oval shape and secure the join. Sharpen the tip of the tail with your fingers. Bend the head 90°.

2



2. Mold the beak and stick it on the head. Make the eyes from small black balls. Flatten a white sausage around the neck. For the wings, apply two pointed flat sausages.

3. Mark the texture of the feathers with your fingers. Pierce two thin sausages with toothpicks and stick each one into a triangle. Lastly, mark the toes with a skewer or a tool.



3



# Goose



1. With the help of some toothpicks, join a sausage to a ball pointed at one end. Secure the join and bend the neck slightly. Stick a flattened wing-shaped piece on each side.

1



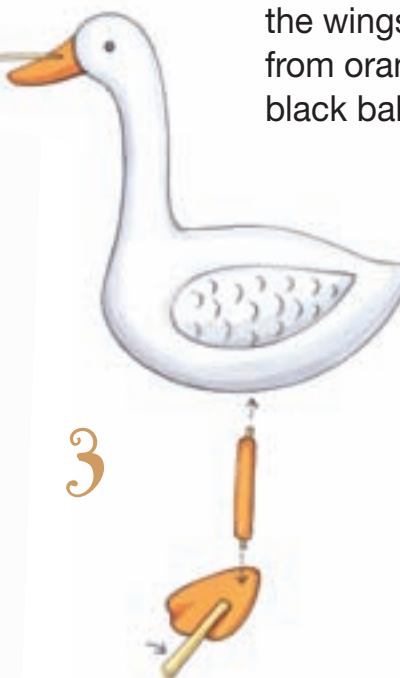
2



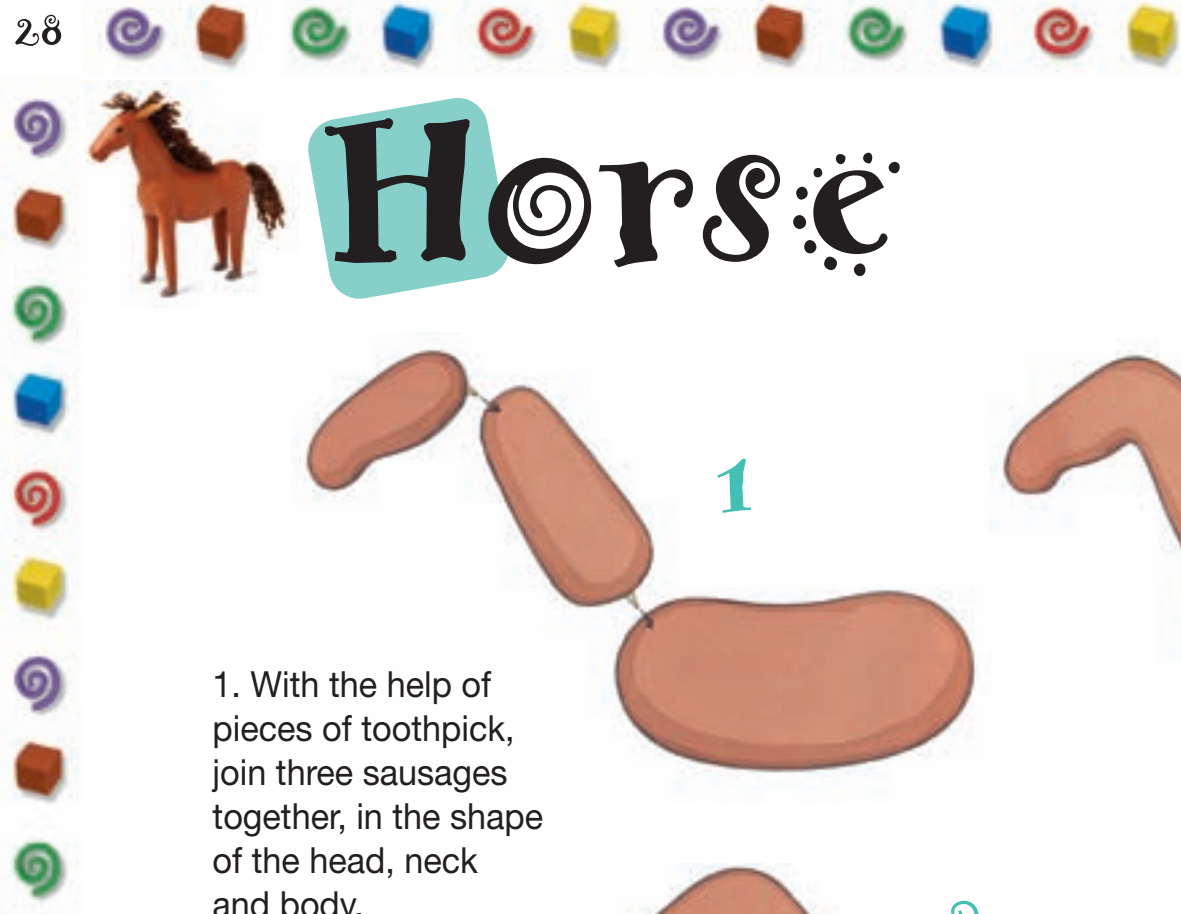
2. Create the feather texture on the wings. Stick on a beak made from orange modeling clay. Two black balls will do for the eyes.



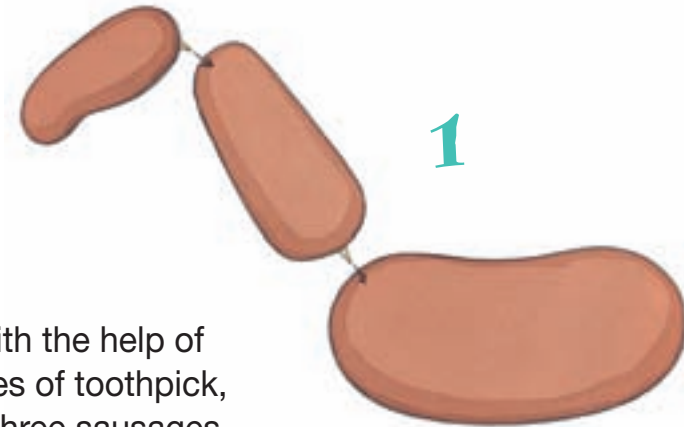
3



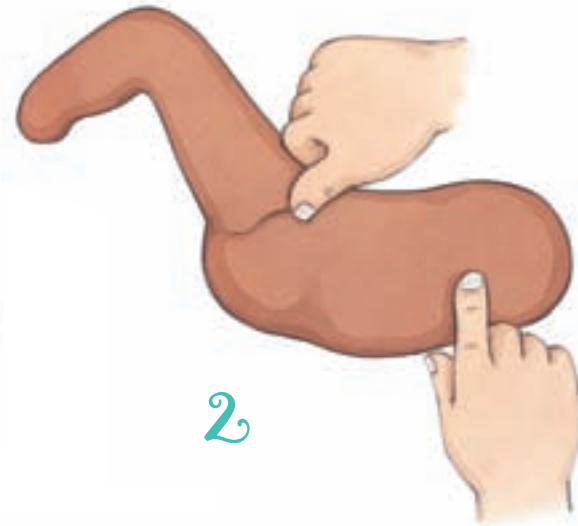
3. Make two holes in the beak with a toothpick. To make the legs, insert toothpicks into two short sausages and stick them into modeling clay triangles. Then mark the toes with a toothpick.



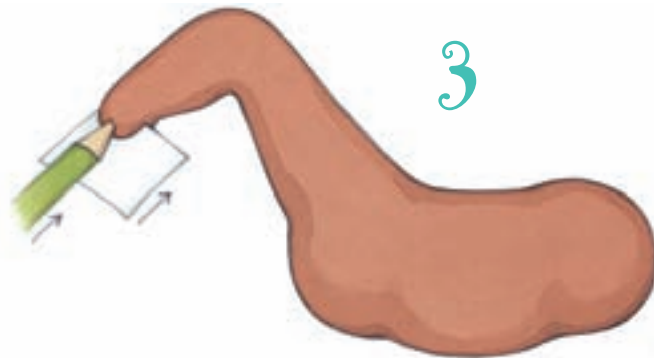
# Horse




1. With the help of pieces of toothpick, join three sausages together, in the shape of the head, neck and body.




2. Secure and smooth the joins. Press with your fingers a little to better define the shape of the belly at the front and back.



3. Open the mouth and make the two nostril holes with a pencil.



4. Use two small black sausages for the eyes. Place a colored sausage above each eye for the eyelid. Stick some cardboard ears on the head.



5. Model four thin sausages for the legs and insert skewers in them. Stick triangles on the bottom of the legs to make the hooves.



6. For the tail, join some pieces of wool together at one end with some sticky tape. Roll it up so that it forms a point and stick it at the back. To make the mane, stick small pieces of wool onto a long strip of sticky tape. Fold the tape lengthwise and stick it into the neck.



*They sleep standing up*

*It's very rare to see a horse lying down. They even sleep standing up.*





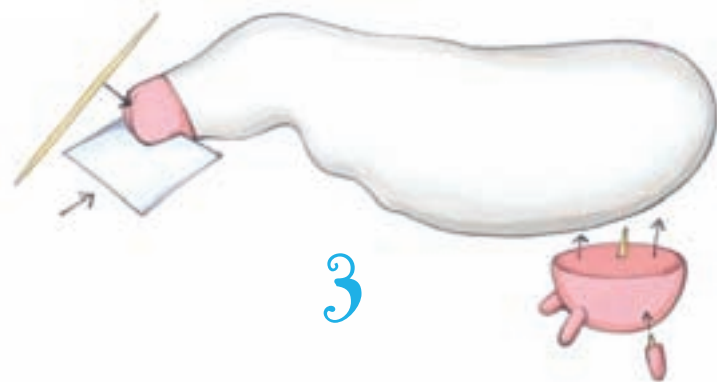
# Cow



1



2



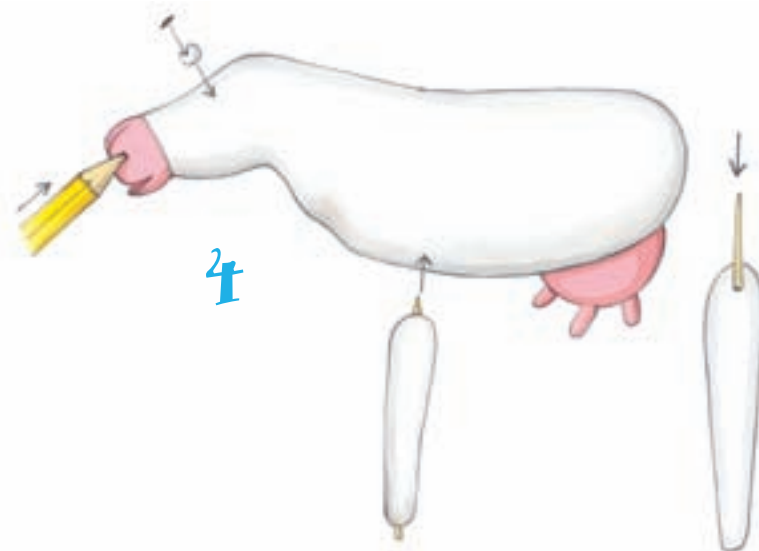
3

1. Make three sausages as shown in the picture and join them with toothpicks.

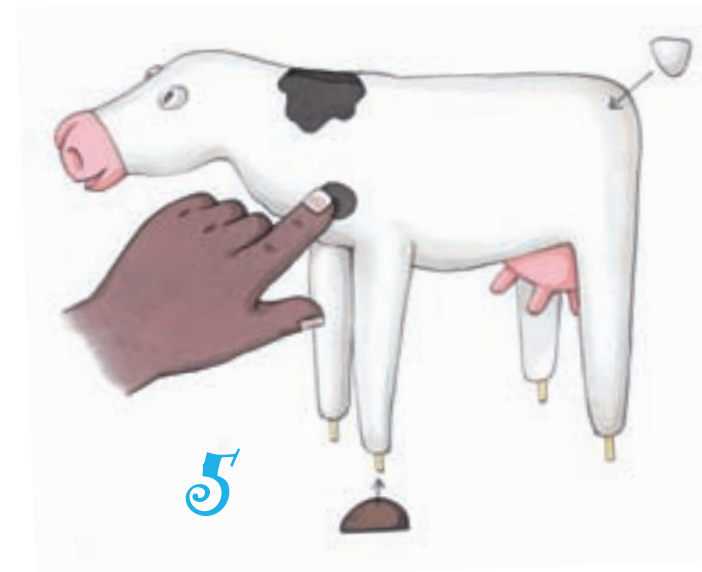
2. Secure the join. Cut off the nose and stick half a pink ball in its place.

3. Mark a vertical line on the nose and open the mouth. To make the udders, stick four little pink sausages onto half a ball and stick it at the back of the belly.

4. Make a hole in the nose with a pencil. To make the eyes, stick two little black sausages onto white balls. Insert skewers into four sausages and stick them in the place of the legs.




4



5

5. The hooves are made from half balls stuck on the bottom of each leg. Stick some small cones above the back legs. Make the patches by flattening black pieces of modeling clay.



6

6. Use a sausage with a dark tip for the tail. To make the horns, stick a little sausage on the head and add a pointed cone at each end. Mold two small triangles for the ears.

## Large producers

Most of the milk drunk by humans comes from cows.

